

ST STEPHEN PARISH COUNCIL

Bricket Wood, Chiswell Green and Park Street


THE PARISH CENTRE STATION ROAD BRICKET WOOD

ST ALBANS HERTS AL2 3PJ

Tel: 01923 681443

Email: clerk@ststephen-pc.gov.uk

Web: www.ststephen-pc.gov.uk



To Councillors:

Wendy Berriman

Ajanta Hilton

Dorothy Kerry

Bill Pryce

Eileen Whittaker

Co-opted Committee Members

Chris Matson (PSRA)

You are summoned to a **Community & Leisure Committee meeting.**

To take place on **Tuesday 25 February 2025 at 3.30pm**

Venue: **Parish Centre, Station Road, Bricket Wood AL2 3PJ**

A Feron

Amanda Feron

Assistant Clerk, 19 February 2025

AGENDA

2425/CL/056 To receive and accept apologies for absence

2425/CL/057 Declarations of interest and dispensations

- a) To receive declarations of interest from councillors on items on the agenda
- b) To receive written requests for dispensations for declarable interests; and
- c) To grant any requests for dispensation as appropriate

2425/CL/058 To approve the minutes of the last meeting of the Community and Leisure Committee, held on 5 December 2024.

2425/CL/059 Public Participation- to invite comment and questions from the public in accordance with the Public Speaking Policy.

2425/CL/060 Update on previous actions not mentioned in this agenda.

2425/CL/061 To discuss design options, costs and timescales for Mayflower Road play area and agree next steps. Report attached.

2425/CL/062 Discuss and agree suitable thank you for Mr Howard (Oakwood Road flower bed volunteer).

2425/CL/063 To review, update and agree Conditions for Siting Sheds. Conditions attached.

2425/CL/064 To review, update and agree Commemorative Policy. Report and policy attached.

2425/CL/065 To review evaluation of Greenwood Park slide and agree next steps. Reviews attached.

2425/CL/066 To discuss the Green Flag award for Greenwood Park following request from Full

Council September 2024 item 2425/058.

2425/CL/067 To discuss and agree future projects for S106 contributions

2425/CL/068 To provide update on planned events and to agree dates of events in 2025

- a) Armed Forces Day
- b) Community Awards/ Parish in Bloom
- c) Remembrance Sunday
- e) Christmas Event
- f) Summer Fete
- g) Annual Parish Meeting

2425/CL/069 Clerks Report

- a) Update on S106-water bottle filling stations
- b) Update on S106 St Julian's bench
- c) Update on Park Street tree work
- d) Ice cream cart Woodbury Field



St Stephen Parish Council Commemorative Policy

ST STEPHEN PARISH COUNCIL COMMEMORATIVE POLICY

Adopted by SSPC Full Council 17 March 2022
Last reviewed: n/a
Minute reference: 2021/22/099 d)
Date for next review: April 2025

St Stephen Parish Council appreciates the needs and principles for allowing commemorative benches and trees on open spaces managed by the Council. The Council will ensure that memorials are managed and regulated to the benefit of all. This policy therefore is in place to ensure that a sympathetic and manageable approach is taken to our open spaces.

Objectives

The policy outlines the process for the application of a memorial, the sponsorship arrangements, the terms and conditions involved and the responsibilities of both the Council and the applicants. In doing so the Council aims to have a clear, measurable and sympathetic approach.

Locations

Parish Council owned land and land where the Council has a long-term lease. These include:

- Greenwood Park
- Park Street Recreation ground
- Woodbury Field
- Cherry Hill Play Area
- North Close Play Area
- Mayflower Road Play Area
- The Parish Centre
- Black Green Wood
- Highway verges in St Stephen Parish (benches only)

Memorials

Commemorative benches and trees are offered by the Council subject to availability. The Council cannot guarantee a location for a memorial but will liaise with the applicant prior to the memorial being placed in situ.

Memorials will be positioned to the maximise the benefit and development of the Council's open spaces. The Council may limit the number of benches and trees in particular areas. The Council reserves the right to refuse an application on this basis.

The Council reserves the right to relocate any memorial to enable the implementation of medium to large scale projects, landscape redesigns or reconfiguration of services. The Council will endeavour to consult with the original sponsor to ensure alternative options are acceptable.

Any ceremony or gathering to celebrate the planting of a tree or erection of a bench must be agreed with the Council in advance.

Commemorative trees and benches can only be erected when agreed by the Council and sponsored by the next of kin or executor.

The Council will not grant applications for memorials to pets.

Sponsorship

Sponsorship fees for commemorative trees and benches cover a 10-year period. The fee covers the purchase, delivery, installation and maintenance. At the end of the 10 years the sponsorship can be renewed for another 10-year period if the sponsor wishes. If this is not renewed any memorial plaques will be removed and may be collected by the sponsor and the memorial will no longer be associated with that sponsor. The Council may offer the bench or tree to be sponsored by a new applicant in these circumstances. This may also apply if the sponsor becomes uncontactable following the end of the 10-year period or if they bench or tree needs to be removed or replaced. Sponsorship details can be transferred to the next of kin or executor of the sponsor if the sponsor passes away.

Commemorative Trees

Only trees ordered via the Council can be planted on Council land.

The Council can arrange for the maintenance of the tree and associated protection for the first three years. Should the tree die within this period the Council shall undertake to replace the tree. The Council will notify the applicant in this instance. After the three years, the tree shall be incorporated into the Council's routine inspection and be maintained as required; at this time the Council accepts no responsibility for defects, disease or if the tree dies.

The tree and tree guard will remain the legal property of St Stephen Parish Council.

Commemorative Benches

Benches will have a style which will be decided by the Council.

Benches will be installed, maintained and repaired by the Council.

No additional mementos such as statues, vases, and wreaths will be permitted on or around the memorial, if present, these shall be removed immediately. The Council does not permit the scattering or interment of ashes within the Council's parks.

The Council will repair or replace the bench at its own expense should the bench be damaged. The Council reserves the right to remove any memorial benches that have been damaged and are in the view of the Council, beyond economical repair. The Council will do their best to notify the applicant in this instance.

The Council accepts no replacement liability for the plaque or bench at the end of its useful life and will dispose of any such bench. Any replacements of benches or plaques will be the responsibility of the original applicant.

The bench will remain the legal property of St Stephen Parish Council and will be listed on the Council's asset register.

Plaques

If a plaque is requested by an applicant, the inscription will be restricted to the name and if desired dates and a suitable statement. The Council must approve the wording on the plaque before manufacture. The plaques will be supplied by the applicant and installed by the Council at the base of commemorative trees and on the upper lath at the back of the benches. The size of the plaque will be dictated by the Council.

The plaque will need to be replaced by the applicant should it be damaged or in event of the bench being replaced within the 10-year agreement.

Process

Applications should be made using the Council's Commemorative Benches and Trees Application Form and signed by the applicant. When an application has been received, agreed by the Clerk, and a suitable location found, the Clerk will arrange the purchase and the installation/planting of the memorial.

Should an application be refused, and the reason given by the Clerk not be accepted by the applicant, the applicant may request that the matter is referred to the Council for a decision. The Council's decision is final.

The applicant should ensure that the Council is in possession of current contact details. Should the Council need to notify the applicant if the memorial is damaged or needs replacing.

Cost

The cost of a commemorative bench is in the region £750 which includes erection, regular maintenance including oiling/painting if/when necessary. The cost may vary depending on supplier charges.

The cost of a commemorative tree is dependent on the size and species of the tree chosen. Young bare root trees (1-2m) are less as these require minimal maintenance. The cost of a

standard tree (2-3m) is greater because of the need to water this as it establishes in the initial 3 years after planting. Delivery charges can also be high.

There will be an additional cost if a metal tree guard is requested, starting from £150

- Young bare root tree in the region of £75 - £150
- Standard, contain grown, tree in the region of £400-500

Payment

Full payment is required for the 10 year sponsorship once the application has been agreed and before installation of the memorial.

Payment for a memorial of any description shall be treated as a donation. The Council shall invoice the applicant once payment terms have been agreed.

ENDS

Appendices

A - Council approved bench design choices

B - St Stephen Parish Council Memorial application form

Appendix A- Bench designs

Glasdon Benches-Lowther Bench



In-house Re-clad Bench



St Stephen Parish Council Commemorative Bench and Tree Application Form

Please read the St Stephen Parish Council Commemorative Policy before applying for a commemorative bench or tree.

Date of application:

Applicant Details

Name:

Address:

Email:

Telephone No:

Name and your relationship to the person for whom the memorial is to:

I would like to apply for commemorative bench / tree (please delete as applicable)

Please indicate in which of the parks or on the highway (benches only) you would prefer your memorial to be sited.

Location	Tick	Preferred Area (optional)
Greenwood Park		
Park Street Recreation Ground		
Woodbury Field		
Mayflower Play Area		
Cherry Hill Play Area		
North Close Play Area		
Black Green Wood		
Highway verge (bench only)		

Preferred bench type:

Glasdon Bench



In-house Re-clad Bench



Preferred tree size:

Young Bare Root Tree (up to 1.5m)

Standard Tree (2-3m)

Preferred tree species (optional):

St Stephen Parish Council


Bricket Wood, Chiswell Green and Park Street

The Parish Centre, Station Road, Bricket Wood

St Albans Hertfordshire AL2 3PJ

Tel: 01923 681443

Email: Clerk@ststephen-pc.gov.uk



CONDITIONS FOR THE SITING OF SHEDS, STORES, GREENHOUSES, POLYTUNNELS AND PONDS ON AN ALLOTMENT PLOT

1. One apex style shiplap shed constructed of tongue and groove and no larger than 5' x 6' may be erected on a **full size plot** (see picture 1)
2. **Or** one garden store in shiplap design constructed of tongue and groove and no larger than 6w x 3d x 5h may be erected on a **full size plot** (see picture 2)
3. **Or** one garden chest in shiplap design constructed of tongue and groove and no larger than 4'6" w x 3d x 3h may be erected on a **full size plot** (see picture 3)
4. One garden store (as described above) **or** one garden chest (as described above) may be erected on a **half size plot**. Sheds will not be permitted. Ponds will not be permitted.
5. In addition to a shed or store, one poly tunnel or greenhouse no larger than 8' x 10' may be erected on either a **full or half size plot**. Only glass substitutes such as polycarbonate, Perspex or other alternatives may be used in any new permitted structures from 2020/21.
6. One pond no larger than 3ftx3ftx1ft may installed on a **full size plot**. The pond must be netted and the plot holder must take out Public Liability Insurance as required by The Parish Council's insurers. A copy of the insurance document must be sent to the Parish Office. The area remaining for cultivation must be 75% of the plot as required by the Conditions of Allotment Tenancy.
7. Sheds, garden stores, chests or poly tunnels may only be laid on a plastic base or a temporary base of dry laid concrete slabs. Permanent foundations are not allowed.
8. The positioning of a shed, store, chest, poly tunnel or pond must be agreed in the first instance with the Senior Grounds Person whose decision shall be final.
9. Sheds, stores, chests, poly tunnels and ponds shall be kept in good order and in a safe condition.
10. Sheds, stores and chests shall be treated with a wood preservative every 2 years.
11. On termination of tenancy the tenant shall remove any shed, store, chest, poly tunnel or pond from the site and leave the site in a clean condition.
12. The Council will not be held responsible for loss or damage to any shed, store, chest, poly tunnel, pond or the contents within.
13. The tenant may be asked to remove the shed, store, chest, polytunnel or pond for noncompliance with any of the above conditions.

14. The Council reserves the right to remove and dispose of any shed, store, chest, poly tunnel or pond and the contents at cost to the tenant.
15. The siting of a shed, store, chest, poly tunnel or pond on an allotment plot is deemed an agreement by the tenant to the above conditions.


APEX SHED

(picture 1)



GARDEN STORE

(picture 2)



GARDEN CHEST

(picture 3)



Item for Submission to:
St Stephen Parish Council
Community and Leisure Committee
Date of Meeting: 13 February 2025

Agenda Item 2425/CL/064	To review, update and agree Commemorative Policy.
----------------------------	---

1. Purpose

To review, update and agree Commemorative policy.

2. Introduction

The current policy permits either a reclad bench or a Glasdon Lowther style bench. The Grounds Team is no longer able to offer a reclad bench due to cost and the instability of the material.

3. Proposals

To amend the policy to designate the Glasdon Lowther style bench for all commemorative benches.

RECOMMENDED that the Committee:

Recommend to Full Council to update the Commemorative Policy, designating the Glasdon Lowther bench as the standard for all commemorative benches in the Parish.

Report of	Assistant Clerk	27 January 2025
-----------	-----------------	-----------------

Product Safety Evaluation

KIR evaluation

Product Reference

PCM-CUSTOM 726038

Standard Reference

EN1176

Incident:

Two incidents reported on the same slide where children were suffering minor injuries as they were bumping from side to side in the turns of the slide.



Incident evaluation:

Long embankment slides like the one in question are often very popular to use as part of the landscaping in the playground. It is a fun way of getting from an elevated point to a lower position.

Our modular slide is often used for this purpose as it is flexible regarding length and turns. It does however need turns keeping the speed at a reasonable level.

We generally recommend this type of slide for children aged 4 years and more. This is due to the bumps related to the turns. We know that children will bump into the sides when the direction is changed and the younger and thereby smaller the child is the heavier impact the turns will have.

The specific slide is designed in accordance with our intern guidelines regarding straight and curved sections as well as the official safety standard for playground equipment EN1176. Access is deliberately made difficult for the youngest to prevent users under the age of 3-4 years to access. Installation seems to be done correctly and the slide seems well maintained. From correspondence with the playground owner, we know that a post installation inspection was carried out concluding the slide is compliant with EN1176 and risk assessed to be low. Weekly maintenance inspections are also carried out.



Conclusion:

Generally, these slides are very popular, and our overall experiences are good. We are aware that incidents like the described can happen, but we find that it is almost impossible to prevent. If we attempt to reduce the speed by changing material or minimizing the slope, we will reduce the play value significantly as there will be combinations of clothing and weather conditions where children will not be able to slide at all.

For the time being we will not initiate any action in line of product modification, but we will as always keep the report for future references.

Group Product Safety

2024-07-29

Joan Pedersen, Product Safety Manager

Product Safety Evaluation

KIR evaluation

Product Reference

PCM726038

Standard Reference

EN1176

Incident:

Two incidents reported:

Incident 2024-08-10

Whilst going down the slide on the hill – [redacted] leg got stuck on the bend of the slide which twisted [redacted] leg and bent [redacted] foot forward. This resulted in [redacted] breaking [redacted] left tibia bone. [redacted] Auntie also went down the slide and received friction burns along both arms. We also passed another Mum who had just come back from receiving first aid from the local café for burns her 2 daughters had got from the slide.

Incident 2024-10-25

Used the yellow slide once. It was faster than expected. Hit his head on bottom bend and flew off end of slide.
Bumped head on side of slide near bottom. Cut corner of his eye lid.



Incident evaluation:

The same slide has previously been evaluated when incidents were reported. At this time it was minor injuries from children bumping from side to side that were reported.

The new cases report different types of injury. They seem all to be related to friction one way or the other. Friction is an important factor influencing the velocity of the users. Friction however depends on many factors like humidity, temperature and the user's clothing. The angle of the slide is also a major influencer of the speed. Our experiences show that angles of 35° is the best compromise. Here we find that most users will be able to slide in almost all conditions and the speed is still reasonable. But we do see that combinations of humidity and clothing can make the same slide very slow or very fast.

As we understand the first reported injury, the [redacted] was sliding and [redacted] shoe was caught and the leg twisted. This is a very unfortunate situation almost impossible to prevent. When very young children are sliding they are not able to fill up the slide bed and they can easily tilt a little.

Friction burns are also impossible to prevent. When playing and especially sliding with bare arms or legs it is likely to happen on all slides.

The incident from 25/10 seems very similar to the ones reported earlier. Bumping from side to side will happen on a slide with turns. In most cases it is not a problem, but sometimes it unfortunately leads to bruises or in this case a small wound.

Compliance:

When making evaluations based on photos there is always a risk that we overlook something that can only be seen on site. In this case an extra inspection has been carried out to verify compliance and risk for the specific slide. The full report is enclosed.

There are some remarks about the surroundings, but the inspector finds the slide in itself is compliant.

The risk is rated as low and is found to be within what is described as acceptable according to the safety standard.

Conclusion:

We are truly sorry about the experiences reported, but we also have to say, that long slides do present a certain risk. They also offer a lot of fun and excitement and training of various skills. We often see that children having an unpleasant experience might not want to go right back for a new ride. But after a while they will and then they know how to avoid the situation that caused problems. Learning is part of growing up and sometimes it means learning the hard way.

We agree in the conclusion made by the playground inspector.



the **play inspection** company

Annual Inspection

St Stephens Parish Council

Greenwood Park

Chiswell Green, Bricket Wood, St Albans, AL2 3HW



API Associate



Unit 5, Glenmore Business Park, Blackhill Road, Poole, Dorset, BH16 6NL
t- 01202 590675 e- info@playinspections.co.uk

[www. playinspections .co.uk](http://www.playinspections.co.uk)

Inspection Scope for RPII Inspection Methodology

This document outlines the RPII scope for inspections undertaken by the Inspectors listed as Annual Inspectors on the RPII Register of Inspectors when undertaking Indoor Annual, Outdoor Annual, Outdoor Operational and Outdoor Routine inspections.

Inspections are undertaken with reference to the standards listed in this preamble only; where no date for the standard is given it will be the standard that is current at the time of inspection except where overlap periods are granted by the standards committee when standards are updated. The information contained in reports is provided to assist the owner/operator in fulfilling their responsibilities as detailed in the relevant standard. Other standards referenced within the listed standards do not form part of the inspection, unless they are also explicitly listed here.

The following standards are relevant to all installations of equipment that are publicly accessible to users; this includes public parks, pay and play parks, schools, nurseries, public houses, holiday parks, indoor play centres, farm parks etc. All equipment used or employed in publicly accessible areas should meet with the requirements of the relevant standards (listed below):

BS EN 1176 Parts 1, 2, 3, 4, 5, 6, 10 & 11 Playground equipment intended for permanent installation outdoors & indoors.

BS EN 1176 Part 7 - 'Guidance on Installation, Inspection, Maintenance and Operation' (this document gives guidance to the owners/operators of the facility on the installation, inspection, maintenance and operation of playground equipment, excluding ancillary items).

In the United Kingdom the National Foreword forms an important part to the understanding and implementation of the recommendations set out in this document. It clarifies the application of the document within the UK as best practice guidance, as the document has been used since its initial publication. Therefore, in the UK this standard (BS EN 1176 – Part 7) contains no requirements and needs to be read and implemented as guidance, with the use of the term 'shall' therefore becoming a recommendation, as in the term 'should'.

Domestic play equipment falls outside of the scope of BS EN 1176 and has its own standards (BS EN 71 series – Safety of Toys). Where domestic equipment can be identified this will be acknowledged in the report but any comments concerning compliance will follow the requirements and recommendations of BS EN 1176.

When water play items, including spray parks, are inspected any comments concerning compliance within the inspection will refer to BS EN 1176. We have not assessed these against the requirements of BS EN 17232 (Water play equipment and features).

Other equipment that is not clearly identified as unsupervised or domestic (natural play, self-build equipment etc.) will be assessed for compliance with the relevant standard listed below:

BS EN 15312 Free access multi-sports equipment
BS EN 14974 Skateparks
BS EN 16630 Permanently installed outdoor fitness equipment
BS EN 16899 Parkour equipment (plus RPII/API guidance notes)

Annual and Post Installation inspections will take into consideration compliance with these current standards, and defects related to wear and vandalism. Items not listed in the report have not been included in the inspection. The inspection will cover the playground equipment and the active area (that area which is obviously part of the playground), nominally up to three metres around, the fence line if closer, or other areas as agreed.

Operational inspections only take into consideration defects related to cleanliness, equipment ground clearances, ground surface finishes, exposed foundations, sharp edges, missing parts, excessive wear (of moving parts) structural integrity, wear and vandalism.

Routine visual inspections relate only to the most obvious defects such as broken or missing parts, litter, vandalism and issues created by severe weather conditions (the intention is to identify hazards created by storm damage).

All inspections are non-dismantling, non-destructive and do not include any structural, toxicology or impact assessments defined in the standard; however, the inspector will undertake a manual test for stability and if equipment fails under manual load, or any other hazard is identified as an unacceptable risk, the owner/operator will be notified as soon as practicably possible.

The inspector will access all reasonably accessible equipment and will assess all reasonably accessible parts above the standing surface. Where it is not possible to access parts of the equipment without employing an alternative means of access the report will record the action required by the owner/operator to ensure the continued safe use of the equipment.

Ancillary equipment will be assessed using the inspector's knowledge and experience of the standards named in this document. (Note: Ancillary items are not included in the specific equipment-type parts of the EN 1176 series; hence they are not assessed for compliance with EN 1176 series and are subject to a general safety assessment).

The owner/operator is responsible for the overall safety of the equipment and area.

The inspector will not undertake any of the following works unless specifically agreed in writing at the time of order:

Checking the depth and underlying structural integrity of any surface areas and/or carrying out any testing of the impact attenuating properties of any surfaces; the identification of any corrosion, rot or other deterioration in any apparatus or equipment other than by an external inspection; the inspection of any equipment (or part thereof) that is beneath the playing surface (loose-fill materials may be moved to expose foundations); tightening any bolts, hinges or other fixing devices on any apparatus or equipment; assessing or inspecting any electrical installations contained on any site and/or apparatus and/or equipment; assessing or inspecting any water supplies and/or water features and/or any associated computerised systems (including carrying out any programming); where planting or trees are mentioned in the report no assessments of toxicity, suitability or condition are undertaken – the owner/operator should have suitable inspections provided by a competent person.

The owner/operator should have a 'design risk assessment' provided by the manufacturer/designer of the area for the equipment and location in which the facility is installed.

The operator is responsible for managing risks of their provision and is required by law to carry out a 'suitable and sufficient assessment' of the risks associated with a site or activity. This inspection shall be considered as contributing to the operator's discharge of this responsibility.

The details contained within the report are a snapshot of the condition at the time of inspection only and subsequent events may affect the condition of the facility. Suggested remedial actions are based on the knowledge and experience of the inspector and/or that of the inspection company. The owner/operator should always seek the advice of the manufacturer or a competent person when undertaking repairs and/or modifications to equipment.

A full copy of the Play Inspection Company Ltd. Terms & Conditions is available on our website (www.playinspections.co.uk)

The operator is responsible for following the guidance of the relevant standards. The standards give guidance on the installation, inspection, maintenance and operation of the various types of facilities. The inspection guidance is listed in Table 1, with an indication of which parts will be included in an RPII Annual or Post-Installation Inspection. The relevant standards also contain additional parts which the operator should follow.

Inspection recommendations of relevant standards Refer to relevant standards for full text	Annual Main	RPII Annual/ Post Installation Inspection
6.1 d) Overall levels of safety of equipment (see note 1)	✓	✓ [1]
6.1 d) Overall levels of safety of foundations (see note 1)	✓	✓ [1]
6.1 d) Overall levels of safety of playing surfaces (see note 2)	✓	✓ [2]
6.1 d) Compliance with the relevant parts of the standard and or risk assessment (see note 3)	✓	✓ [3]
6.1 d) Effects of weather	✓	✓
6.1 d) Presence of rot, decay or corrosion (see note 1)	✓	✓ [1]
6.1 d) Assessment of repairs made or added or replaced components (see note 4)	✓	✓ [4]
6.1 d) Excavation or dismantling/additional measures	✓	✗
6.2.1 Assessment of glass reinforced plastics (see note 5)	✓	✓ [5]
6.2.1 Inspection of one post equipment (see note 1)	✓	✓ [1]
6.2.4 Undertaking the Operators inspection protocol	✓	✗

NB: The clause numbers in table 1 are taken from BS EN 1176 - Part 7:2020. The content is equally applicable to all other relevant standards listed herein. Playgrounds contain a range of equipment from different manufacturers and installed over a number of years; operators should implement any guidance provided by the manufacturer. Item specific detail is not readily available to RPII Playground Inspectors, whose report contributes to the operator's overall Annual Main Inspection as detailed in the relevant standards.

[1] A manual test only is undertaken for stability. Wear and instability are only detectable where readily apparent without dismantling or destruction and without the use of tools, excavation or specialist equipment. Rot and corrosion are tested or with a hammer and/or steel rod. Decay in timber may exist which can only be found with specialist equipment.

[2] Only the visible condition and dimensional compliance of surface extent is considered. Neither testing of impact attenuating properties nor measurement of the thickness of bound surfaces are undertaken on RPII annual inspections.

[3] The inspection assesses compliance where this can be tested on site using manual methods without dismantling, destruction and without the use of tools or specialist equipment.

[4] The operator should use manufacturer's recommended parts, or equivalent. We are unable to verify if such parts have been used, and any subsequent change in quality or performance.

[5] Visible glass fibres will be noted in reports. The operator is responsible for repairs or replacement.

Risk Assessment Matrix

			Scores in the report are multiplication factors of Likelihood x Severity					
			Severity>>					
Likelihood	Very High probability, if the situation is not addressed an accident is almost certain.	5	Very High	VL (5)	L (10)	M (15)	H (20)	VH (25)
	High probability an accident is probable without any added factor.	4	High	VL (4)	L (8)	M (12)	H (16)	H (20)
	Moderate probability an incident is foreseeable.	3	Moderate	VL (3)	L (6)	L (9)	M (12)	M (15)
	Some probability, requires a combination of factors to take place.	2	Low	VL (2)	VL (4)	L (6)	L (8)	L (10)
	No significant probability; lightning strike, freak accident.	1	Very Low	VL (1)	VL (2)	VL (3)	VL (4)	VL (5)
			Very Low	Low	Moderate	High	Very High	
			1	2	3	4	5	
			No injury likely e.g. damaged or soiled clothing, minor bruising, grazes	Minor injury, laceration or bruising requiring first aid only	Injury requiring medical intervention e.g. cuts requiring stitches	Serious injury including concussions or fracture of long bones	Severe injury involving a potential life changing injury or fatality	
			Severity>>					
<p>Note 1: The total risk scores included within our reports are a multiplication factor of the calculated Likelihood and Severity of each finding. Both Likelihood and Severity are given a number between 1 - 5 as shown on the matrix above and these two numbers are then multiplied together to give the total risk score that is shown against defects on the report. Total risk scores can be divided in both directions, i.e. a total risk score of 12 could be a Likelihood (3) x Severity (4) or Likelihood (4) x Severity (3).</p> <p>Note 2: When we inspect we only see a snapshot of the current condition of the equipment. It is the operators responsibility to ensure that there is a continuing level of maintenance to keep the equipment in good working order and the site fit for use.</p>								

Equipment has been assessed to the following standards where relevant:

- BS EN 1176 Parts 1-11 (Playground equipment and surfacing)
- BS EN 14974 (Facilities for users of roller sports equipment)
- BS EN 15312 (Free access multi-sports equipment)
- BS EN 16899 (Parkour Equipment)
- BS EN 16630 (Outdoor Fitness Equipment).



Greenwood Park

Inspection Ref: 2533800

Site Ref: 119926

Inspected: 11-November-2024 - 10:32 by David Fagan (RPII Annual Inspector)

Risk Assessment: 10 Low Risk



Location:

The site is located in an area of public open space and is not directly overlooked by any properties in the local community.

Disabled Access:

Some accessible features; an area that presents difficulties to the majority of people with disabilities but in favourable circumstances and certainly in partnership can be accessed.

i 10 - Low Risk

Item: Embankment Slide
Manufacturer: Kompan Ltd
Surface Type: Mixed Surface
Item Quantity: 1
Equipment Compliance: Yes
Surface Area Compliance: Yes

Total Findings: 4



Finding 1

The grass has eroded within the impact area of the equipment and may not provide the necessary impact attenuating properties for the equipment fall height; the surface may also be slippery in wet weather - Reinstate the grass or provide an all weather surface

Finding 2

There are trip hazards at the edges of the surface - Remove trip hazard

Finding 3

NOTE - The item has been isolated from use due to accidents that have occurred. The access element has been removed and a full inspection could not be undertaken of the platform / starting area -

Finding 4

NOTE 2 - We understand that accidents have occurred on this slide, however the design of the slide itself appears to meet the requirements outlined in BS EN 1176 Part 3 (aside from potentially the eroded ground as previously mentioned). It should be noted that playgrounds are not risk free environments, and there is always a chance that accidents will occur. This subject is addressed in the Introduction to BS EN 1176 (a copy of the text can be provided if required). -

Findings information

i 10 - Low Risk (Finding 1)

Item: Other - Embankment Slide
Manufacturer: Kompan Ltd

Risk Level: L - Low Risk
Surface: Mixed Surface



Finding: The grass has eroded within the impact area of the equipment and may not provide the necessary impact attenuating properties for the equipment fall height; the surface may also be slippery in wet weather

Action: Reinststate the grass or provide an all weather surface

i 8 - Low Risk (Finding 2)

Item: Other - Embankment Slide
Manufacturer: Kompan Ltd

Risk Level: L - Low Risk
Surface: Mixed Surface



Finding: There are trip hazards at the edges of the surface **Action:** Remove trip hazard

i 0 - Risk Assessment not Undertaken (Finding 3)

Item: Other - Embankment Slide
Manufacturer: Kompan Ltd

Risk Level: N - Risk Assessment not Undertaken
Surface: Mixed Surface




Finding: NOTE - The item has been isolated from use due to accidents that have occurred. The access element has been removed and a full inspection could not be undertaken of the platform / starting area

Action:

i 0 - Risk Assessment not Undertaken (Finding 4)

Item: Other - Embankment Slide
Manufacturer: Kompan Ltd

Risk Level: N - Risk Assessment not Undertaken
Surface: Mixed Surface



Finding: NOTE 2 - We understand that accidents have occurred on this slide, however the design of the slide itself appears to meet the requirements outlined in BS EN 1176 Part 3 (aside from potentially the eroded ground as previously mentioned). It should be noted that playgrounds are not risk free environments, and there is always a chance that accidents will occur. This subject is addressed in the Introduction to BS EN 1176 (a copy of the text can be provided if required).

Action: